



 **DOOR&HAUS**
Architectural Designer Doors

GRAND ENTRANCES

Our process



Internal customised work



Custom Architectural Designer Doors

We manufacture, supply and install custom architectural pivot entrances to suit any dimensions and surfaces. Upon consultation, we determine all your custom entrance requirements, we work directly with home owners, interior designers or architects, to work out specific details, to create the ultimate custom entrance.

As our doors are manufactured as per project requirements, we are able to create custom entrances over (h)6000mm x (w)3000mm including any side panels and transom windows. Our entrances are engineered to not bow or twist and are made with the highest quality of craftsmanship, with a reinforced steel subframe, the doors are manufactured to be suitable for any profile finish, including liquid metal, timber cladding, timber slats, Biowood and any other paint finish. We handle any hardware specifications of your custom entrance including FritsJurgens pivot system, smart and digital locking mechanism, manufacturing custom door handles and any other architectural hardware requirements to suit your home.

Our services entail the following:

Design Consultation	Profile Selection (door finish)	Hardware Selection	Project Management
Dimension	Liquid metal	Lock mechanism	Manufacture
Frames	Timber Slats	Custom door handles	Supply
Side Panels	Biowood	FritsJurgens Pivot systems	Install
Transom window			



Black Japan

Walnut

Cedar

Tasmanian Oak

Castelation
Western Red Cedar

We manufacture, supply and install custom architectural pivot entrances to suit any dimensions and surfaces. Upon consultation, we determine all your custom entrance requirements, we work directly with home owners, interior designers or architects, to work out specific details, to create the ultimate custom entrance. We offer a variety of water-resistant door options in a range of profiles, finishes and timber species

- Any A grade timber species can be sourced for your project including Cedar, Spotted Gum, Tasmanian Oak, Walnut. Profiles include veneer skin, vertical slats and shiplap.
- BioWood GRM is a bio composite zero maintenance alternative to timber with grain finishes very similar to natural timber.
- Biowood is a sustainable building solution that delivers the natural look of wood to exterior spaces without the problems of wood splitting, warping and general timber decking repairs or maintenance.

Liquid Metal




Bronze with
Pearl Patina



Graphite Lunar
Viper Skin



Polyurethane
coating



Liquid Metal Entrances is a custom decorative finish that allows the material to perform well in outdoor and indoor conditions due to its resistance and durability. It does not react to UV rays, frost, high temperatures and chemicals. We also offer door skins for the application of paint or liquid metals. Liquid Metal finish is an innovative application of precious metal finishes with various profile texture and designs.

Custom Liquid Metal finish with Graphite Lunar Viper



2600mm x 1800mm
Graphite Lunar Viper liquid metal
Samsung digital smart lock
Fritsurgens M+, 400mm pivot offset

Custom Bronze Liquid Metal finish with Pearl Patina



2700mm x 2100mm
Titanium Black Pull Handle : 1500mm x 100mm
Applied metal Bronze Smooth with Pearl Patina

Custom Liquid Metal finish with Graphite Lunar

2295mm x 2008mm
Graphite Lunar
Custom T Bar Pull handle
Fritsjurgens M+, 400mm pivot offset

Custom Liquid Metal finish with Graphite Lunar Viper

2700mm x 1800mm
Graphite Viper Lunar liquid metal finish
Custom curvilinear pull handle
Fritsjurgens M+, 400mm pivot offset

Custom Bronze Liquid Metal finish with Black Patina



2700mm x 2100mm

Custom recessed panel with pull handle
bronze smooth with black patina liquid metal finish
Fritsjurgens M+, 400mm pivot offset

Custom Liquid Metal finish with Bronze Lunar Aged



2380mm x 1500mm
Curved Door frame
Classic - Bronze Lunar aged
2 Glass side panels with timber frame
Hammered textured Pull Handle
Fritsjurgens M+, 400mm pivot offset

Custom Liquid Metal finish with Bronze Aged



2500mm x 1635mm
Bronze Aged
Samsung Digital Smart Lock



Custom Liquid Metal finish with Viper Skin

2922mm x 1485mm
Samsung Digital Smart Lock
Viper skin aluminium liquid metal finish, with darkened effect

Custom Liquid Metal finish with Classic Aged Nickle

2645mm x 2315mm
Custom recessed panel with
protruding pull handle
Classic Aged Nickle

Custom Liquid Metal finish with Classic Copper



2065mm x 1550mm

Classic Copper smooth liquid metal finish

Samsung digital Smart Lock

Biowood Side Panel

Custom Lunar Liquid Metal finish

3000mm x 1900mm
Samsung digital smart lock
Copper Lunar liquid metal finish
Fritsjurgens M+, 400mm pivot offset

Natural Timber Entrances



Completely customisable entrances built to your exact specifications to suit contemporary and traditional homes. Our doors are custom made in Australia and can be fit with any locks and hardware. Some features include:

- Solid Timber
- Timber with Glass insert
- Horizontal or Vertical Panels
- Timber Veneer
- Timber Slats

Custom Pivot Tasmanian Oak



3000mm x 1700mm
10mm shadowline
Frosted side panels with timber framing
Samsung Digital Smart Lock

Custom Pivot Maple Veneer

2700mm x 1900mm
Custom recessed panel
Protruding pull handle

Custom Pivot Natural Timber Slats


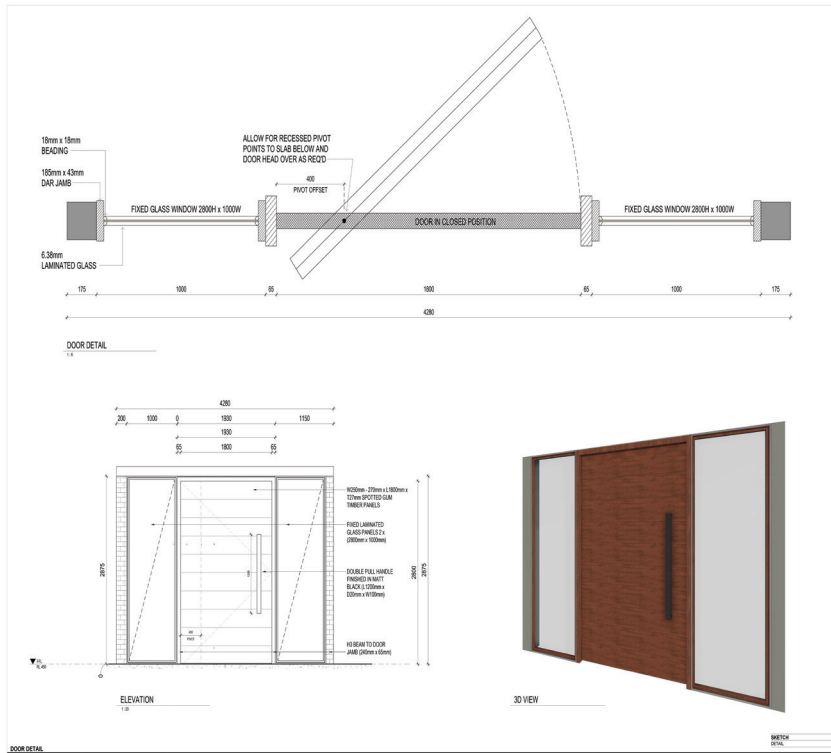


2400mm x 1200mm
1000mm Black Pull Handle
Glass side panels with timber framing

Custom Pivot Biowood

2600mm x 1800mm
Half moon pull handle
Electronic striker
Biowood Castellated profile 185 x 35 slats

Our Process



Door and Haus, Door Drawing designed by Architectect, Builders and Interior Designers

Installation of FritsJurgens Pivot System

Installed Pivot Door

- Every project begins with an initial design consultation based around your inspired ideas and architectural plans.
- We recommend, possible finishes and options to suit your style and requirements.
- We ensure every room and space, has the required architectural hardware and lock systems.
- Our qualified staff are committed from A-Z of your project through planning, organisation and effective communication with builders, architects and interior designers to ensure that all details are tailored to your requirements.